



SHUFFLE CAM BR

SHUFFLE is a connected, modular approach to city hardware - with its plug-and-play rotatable modules that contain pre-certified hardware, it can be configured to suit your specific needs.

KEY ADVANTAGES

- > **Robust design with high-quality finish**
- > **Easy installation with patented mounting system**
- > **Compatible with a wide range of PTZ cameras**

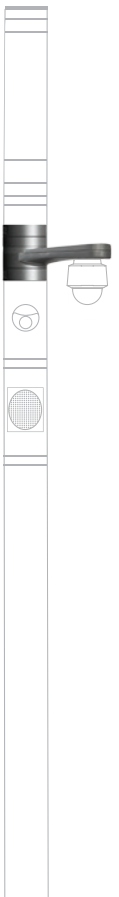


The SHUFFLE CAM BR are accessories that offer the possibility of integrating high-performing PTZ cameras into SHUFFLE columns. Created to complement the design of the SHUFFLE and enhance camera stability and safety, these versatile accessories can incorporate the majority of PTZ cameras available on the market.

These accessories were carefully designed to seamlessly integrate the SHUFFLE column with minimal disruption to the aesthetics and overall product design.

These accessories are built with the same high-grade materials — high-pressure, die-cast aluminium and gravity casting aluminium — with fasteners in stainless steel to ensure the same superior durability of the SHUFFLE.

They are then coated in a polyester powder paint that comes in a variety of colours to match the column identically and ensure a high-quality finish.



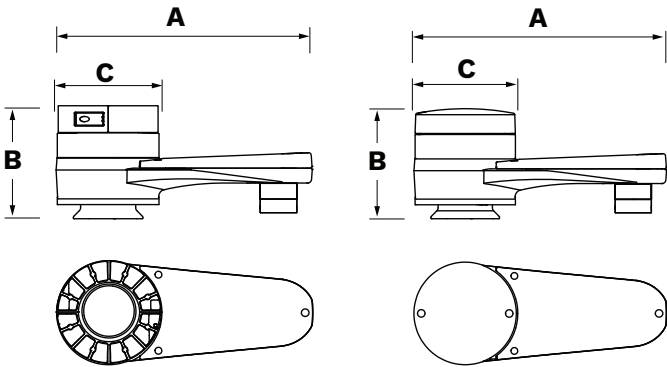
SHUFFLE CAM BR | CHARACTERISTICS

KEY FEATURES

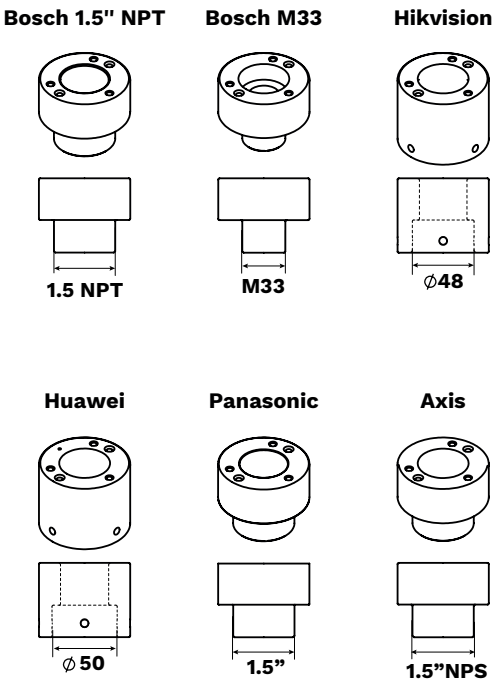
- > Compatible with most PTZ cameras in the market
- > Excellent stability for minimal camera movement
- > Concealed cable management

DIMENSIONS AND MOUNTING

With clamps AxBxC (mm inch)	490x214x196 19.3x8.4x7.7
With cover AxBxC (mm inch)	490x213x196 19.3x8.4x7.7
Weight (kg lbs)	7.7 17
Aerodynamic resistance (CxS)	apox. 0.5
Mounting possibilities	Clamps



CAMERA INTERFACES


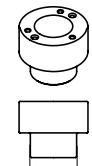
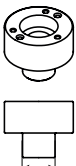
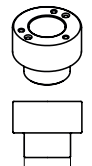
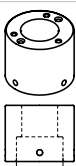




SHUFFLE CAM BR | CHARACTERISTICS

GENERAL	
Recommended installation height	2.3m to 6.8m 7.5' to 22.3'
CE mark	Yes
UKCA certified	Yes
UL mark	Yes
ROHS compliant	Yes
HOUSING AND FINISH	
Housing	Aluminum
Housing finish	Polyester powder coating
Camera interface	Aluminium
Standard colour	AKZO grey 900 sanded
Tightness level	IP 66
Impact resistance	IK 08
ELECTRICAL	
Electrical class	Class I EU, Class II EU, Class I US
Power Consumption	will depend on camera model installed
SHUFFLE	
SHUFFLE Pole model	2 doors same side 3 doors
SHUFFLE Components	Mains box Beyond light power supply box POE tray - POE inside pole Support plate network - POE outside pole Network cable
Position on pole	Any position
Bracket quantity	Maximum 4 brackets on one pole

INTERFACE AVAILABLE FOR CAMERA MODELS	
Axis	AXIS Q37 AXIS P56 PTZ AXIS Q61 PTZ AXIS Q60 PTZ
Bosch	Series 5000 7000 - 1.5" NPT or M33
Hikvision	Pro Series Ultra Series <i>(Please consult us to check the model compatility)</i>
Huawei	IPC66 X67 M67
Panasonic	WV-X65
* In addition to the camera support interface kits, some camera models need to be supplied with specific mounting parts to be combined with the interface kit (see table below)	
CAMERA WEIGHT AND DIMENSIONS	
Max. camera weight (kg lbs)	15 33
Max. camera diameter (mm inch)	420 16.5

BRACKET INTERFACE KITS

Brand/type Interface kit	Without interface kit	Axis Interface kit A	Bosch M33 Interface kit B	Bosch 1.5" NPT interface kit C	Hikvision Interface kit D	Huawei Interface kit H	Panasonic Interface kit P
Configurator code	GP	GQ	GR	H4	GS	GT	H9
		 1.5"NPS	 M33	 1.5 NPT	 Ø48	 Ø50	 1.5"