

AXIA 3



Engineered for performance, designed for the customer experience

With customer feedback playing a critical part in our innovative design process, we developed AXIA 3. More than a luminaire, it is a platform delivering sustainability, cost-effectiveness and customer experience all while supporting smart city frameworks. Based on experience from the hundreds of thousands AXIA luminaires installed worldwide, this third generation luminaire pushes the boundaries with photometric innovation, ease and speed of installation and FutureProof connectivity.

Available in three sizes, AXIA 3 enables towns and cities to maximise efficiency when lighting numerous environments, from bike paths, squares and car parks to residential streets, carriageways, urban roads and large boulevards. This lightweight and compact luminaire combines quality of light with a minimal carbon footprint. It excels in easy installation and carefree maintenance, reducing operating costs.



IP 66

IK 10



URBAN & RESIDENTIAL STREETS



BIKE & PEDESTRIAN PATHS



RAILWAY STATIONS & METROS



CAR PARKS



LARGE AREAS



SQUARES & PEDESTRIAN AREAS



ROADS & MOTORWAYS

Concept

AXIA 3 is a robust yet compact luminaire, designed with a focus on miniaturisation and superior efficiency. Composed of high-pressure die-cast aluminium, as well as composite materials, AXIA 3 is available in three sizes. Thanks to its reduced weight, this road luminaire is easy to handle during installation. The AXIA 3.1, which can be fitted with up to 16 LEDs, is perfectly suited to low-height applications, whereas AXIA 3.2 and 3.3, with up to 32 or 64 LEDs, are ideal for lighting urban and large roads, carriageways and avenues. The AXIA 3 range is equipped with ProFlex™ photometric engines, providing the highest efficiency thanks to their ability to maximise the lumen output and to provide very extensive light distributions.

AXIA 3 comes pre-cabled, hence there is no need to open the luminaire. The complete range is available with an integrated universal fixation part adapted for post-top and side-entry mounting on various spigots (Ø32mm with adapter, Ø42-48mm, Ø60mm and Ø76mm). The inclination angle can be adjusted on-site for both post-top (-5°/+15°) and side-entry (-10°/+10°) configurations to optimise lighting, reduce power consumption and control light pollution.

This highly efficient, cost-effective and connected-ready luminaire, offers towns and cities the ideal solution to improve lighting levels, increase safety, generate energy savings and reduce their ecological footprint. AXIA 3 is the ideal tool to provide another 25 years of efficiency, sustainability and safety.



The ProFlex™ photometric engine provides the highest efficiency.



The AXIA 3 range has a universal fixation part for spigots ranging from Ø32 to Ø76mm.

TYPES OF APPLICATION

- URBAN & RESIDENTIAL STREETS
- BIKE & PEDESTRIAN PATHS
- RAILWAY STATIONS & METROS
- CAR PARKS
- LARGE AREAS
- SQUARES & PEDESTRIAN AREAS
- ROADS & MOTORWAYS

KEY ADVANTAGES

- Maximised savings in energy and maintenance costs
- ProFlex™ photometric engines offering high efficiency lighting, comfort and safety
- 3 sizes to provide the most accurate solutions for numerous road and urban applications
- Easy installation: pre-cabled and equipped with universal fixation part adapted for side-entry and post-top mounting
- Adjustable inclination for optimised photometry and uniformity
- Connected-ready



The inclination is adjustable on-site for optimised photometry and further energy savings.



AXIA 3 is connected-ready and can operate with various sensors and control systems.



ProFlex™

The ProFlex™ photometric engine integrates the lenses into a polycarbonate protector. This integration increases the output and reduces the reflection inside the optical unit. The polycarbonate used for the ProFlex™ photometric engine offers essential characteristics such as high optical clarity for a superior light transmission, better impact resistance compared to glass and a long life span with UV-stabilisation treatment. The ProFlex™ concept enables a compact design with a thin optical compartment. It provides extensive light distributions so that the spacing between the luminaires can be increased.

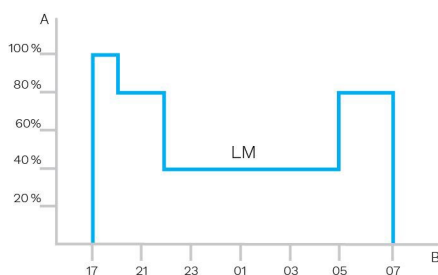




Custom dimming profile

Intelligent luminaire drivers can be programmed with complex dimming profiles. Up to five combinations of time intervals and light levels are possible. This feature does not require any extra wiring.

The period between switching on and switching off is used to activate the preset dimming profile. The customised dimming system generates maximum energy savings while respecting the required lighting levels and uniformity throughout the night.




A. Dimming level | B. Time



Daylight sensor / photocell

Photocell or daylight sensors switch the luminaire on as soon as natural light falls to a certain level. It can be programmed to switch on during a storm, on a cloudy day (in critical areas) or only at nightfall so as to provide safety and comfort in public spaces.



PIR sensor: motion detection

In places with little nocturnal activity, lighting can be dimmed to a minimum most of the time. By using passive infrared (PIR) sensors, the level of light can be raised as soon as a pedestrian or a slow vehicle is detected in the area.

Each luminaire level can be configured individually with several parameters such as minimum and maximum light output, delay period and ON/OFF duration time. PIR sensors can be used in an autonomous or interoperable network.



Schröder EXEDRA is the most advanced lighting management system on the market for controlling, monitoring and analysing streetlights in a user-friendly way.



Standardisation for interoperable ecosystems

Schröder plays a key role in driving standardisation with alliances and partners such as uCIFI, TALQ or Zhaga. Our joint commitment is to provide solutions designed for vertical and horizontal IoT integration. From the body (hardware) to the language (data model) and the intelligence (algorithms), the complete Schröder EXEDRA system relies on shared and open technologies. Schröder EXEDRA also relies on Microsoft™ Azure for cloud services, provided with the highest levels of trust, transparency, standards conformance and regulatory compliance.

Breaking the silos


With EXEDRA, Schröder has taken a technology-agnostic approach: we rely on open standards and protocols to design an architecture able to interact seamlessly with third-party software and hardware solutions. Schröder EXEDRA is designed to unlock complete interoperability, as it offers the ability to:

- control devices (luminaires) from other brands
- manage controllers and to integrate sensors from other brands
- connect with third-party devices and platforms

A plug-and-play solution

As a gateway-less system using the cellular network, an intelligent automated commissioning process recognises, verifies and retrieves luminaire data into the user interface. The self-healing mesh between luminaire controllers enables real-time adaptive lighting to be configured directly via the user interface. OWLET IV luminaire controllers, optimised for Schröder EXEDRA, operate Schröder's luminaires and luminaires from third parties. They use both cellular and mesh radio networks, optimising geographical coverage and redundancy for continuous operation.

Tailored experience



Schröder EXEDRA includes all advanced features needed for smart device management, real-time and scheduled control, dynamic and automated lighting scenarios, maintenance and field operation planning, energy consumption management and third-party connected hardware integration. It is fully configurable and includes tools for user management and multi-tenant policy that enables contractors, utilities or big cities to segregate projects.

A powerful tool for efficiency, rationalisation and decision making

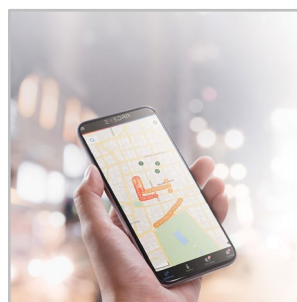
Data is gold. Schröder EXEDRA brings it with all the clarity managers need to drive decisions. The platform collects massive amounts of data from end devices and, aggregates, analyses and intuitively displays them to help end-users take the right actions.

Protected on every side



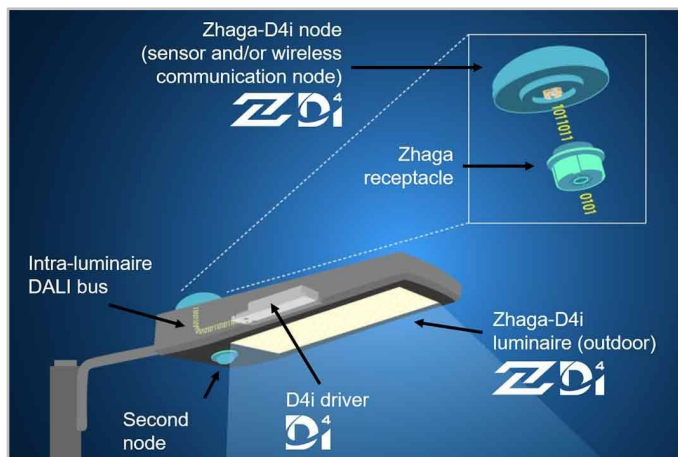
Schröder EXEDRA provides state-of-the-art data security with encryption, hashing, tokenisation, and key management practices that protect data across the whole system and its associated services. The whole platform is ISO 27001 certified. It demonstrates that Schröder EXEDRA meets the requirements for establishing, implementing, maintaining and continually improving security management.

Mobile App: any time, any place, connect to your street lighting



The Schröder EXEDRA mobile application offers the essential functionalities of the desktop platform, to accompany all types of operator on site in their daily effort to maximise the potential of connected lighting. It enables real-time control and settings, and contributes to effective maintenance.

The Zhaga consortium joined forces with the DiiA and produced a single Zhaga-D4i certification that combines the Zhaga Book 18 version 2 outdoor connectivity specifications with the DiiA's D4i specifications for intra-luminaire DALI.



Standardisation for interoperable ecosystems



As a founding member of the Zhaga consortium, Schröder has participated in the creation of, and therefore supports, the Zhaga-D4i certification program and the initiative of this group to standardise an interoperable ecosystem. The D4i specifications take the best of the standard DALI2 protocol and adapt it to an intra-luminaire environment but it has certain limitations. Only luminaire mounted control devices can be combined with a Zhaga-D4i luminaire.

According to the specification, control devices are limited respectively to 2W and 1W average power consumption.


Certification program

The Zhaga-D4i certification covers all the critical features including mechanical fit, digital communication, data reporting and power requirements within a single luminaire, ensuring plug-and-play interoperability of luminaires (drivers) and peripherals such as connectivity nodes.

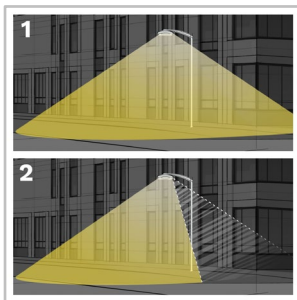
Cost-effective solution

A Zhaga-D4i certified luminaire includes drivers offering features that had previously been in the control node, like energy metering, which has in turn simplified the control device therefore reducing the price of the control system.

With the PureNight concept, Schröder offers the ultimate solution for restoring the night sky without switching off cities, while maintaining safety and well-being for people and preserving wildlife. The PureNight concept guarantees that your Schröder lighting solution satisfies environmental laws and requirements. Well-designed LED lighting has the potential to improve the environment in all respects.



Direct the light only where it is wanted and needed



1. Without backlight
2. With backlight

Schröder is renowned for its expertise in photometry. Our optics direct light only where it is wanted and needed. However, light trespass behind the luminaire might be a key concern when it comes to protecting a sensitive wildlife habitat or avoiding intrusive lighting towards buildings. Our fully integrated backlight solutions easily address this potential risk.

Offer maximum visual comfort to people



Because of the lower installation height compared to road lighting, visual comfort is an essential aspect of urban lighting. Schröder designs lenses and accessories to minimise any type of glare (distracting, discomforting, disabling glare and blinding glare). Our design offices harness a range of possibilities to find the best solutions for each project and ensure that we provide a gentle light that delivers the best night-time experience.

Protect wildlife



If not well designed, artificial lighting can badly affect wildlife. Blue light and excessive intensity can have a damaging effect on all types of life. Blue light radiation has the ability to suppress the production of melatonin, the hormone that contributes to the regulation of the circadian rhythm. It can also alter the behavioural patterns of animals including bats and moths, as it can change their movements towards or away from light sources. Schröder favours warm white LEDs with minimal blue light, combined with advanced control systems including sensors. This enables permanent adaptation of the lighting to the real needs of the moment, minimising disturbance to the fauna and flora.

Choose a Dark Sky certified luminaire



The International Dark-Sky Association (IDA) is the recognised authority on light pollution. It provides leadership, tools and resources to industries and companies willing to reduce light pollution. The IDA's Fixture Seal of Approval programme certifies outdoor lighting fixtures as being Dark Sky Friendly. All products approved by this programme must comply with the following criteria:

- “- The light sources shall have a maximum correlated colour temperature of 3000K;
- Uplight allowance limited to 0.5% of total output, or 50 lumens, with no more than 10 lumens in the 90-100 degree UL zone;
- The luminaires must have a dimming capability to 10% of full rating;
- The luminaires must be equipped with a fixed mounting option;
- The luminaires must have Safety Certification by an independent laboratory.”

This approved Schröder range of luminaires complies with these requirements.

GENERAL INFORMATION

Recommended installation height	4m to 12m 13' to 39'
Driver included	Yes
CE mark	Yes
ENEC certified	Yes
ENEC+ certified	Yes
ROHS compliant	Yes
Dark Sky friendly lighting (IDA certification)	Yes
Zhaga-D4i certified	Yes
Testing standard	LM 79-08 (all measurements in ISO17025 accredited laboratory)

HOUSING AND FINISH

Housing	Aluminium Composite materials
Optic	Polycarbonate
Protector	Polycarbonate (with integrated lenses)
Housing finish	Polyester powder coating
Standard colour(s)	RAL 7040 window grey RAL 9005 Jet black
Tightness level	IP 66
Impact resistance	IK 10
Vibration test	Compliant with modified IEC 68-2-6 (0.5G)

OPERATING CONDITIONS

Operating temperature range (Ta)	-30°C up to +45°C / -22°F up to 113°F
----------------------------------	---------------------------------------

· Depending on the luminaire configuration. For more details, please contact us.

ELECTRICAL INFORMATION

Electrical class	Class I EU, Class II EU
Nominal voltage	220-240V – 50-60Hz
Power factor (at full load)	0.9
Surge protection options (kV)	10
Electromagnetic compatibility (EMC)	EN 55015 / EN 61000-3-2 / EN 61000-4-5 / EN 61547
Control protocol(s)	1-10V, DALI
Control options	Bi-power, Custom dimming profile, Photocell, Remote management
Socket	Zhaga (optional) NEMA 3-pin (optional) NEMA 6-pin (optional) NEMA 7-pin (optional)
Associated control system(s)	Schröder EXEDRA
Sensor	PIR (optional)

OPTICAL INFORMATION

LED colour temperature	2700K (WW 727) 3000K (WW 730) 4000K (NW 740)
Colour rendering index (CRI)	>70 (WW 727) >70 (WW 730) >70 (NW 740)
ULOR	0%
ULR	0%

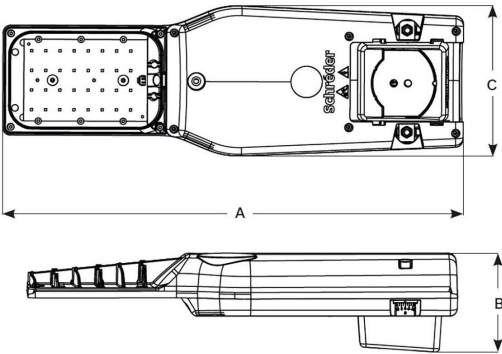
- Meets IDA Dark Sky requirements when fitted with LEDs of 3000K or less.
- ULOR may be different according to the configuration. Please consult us.
- ULR may be different according to the configuration. Please consult us.

LIFETIME OF THE LEDS @ TQ 25°C

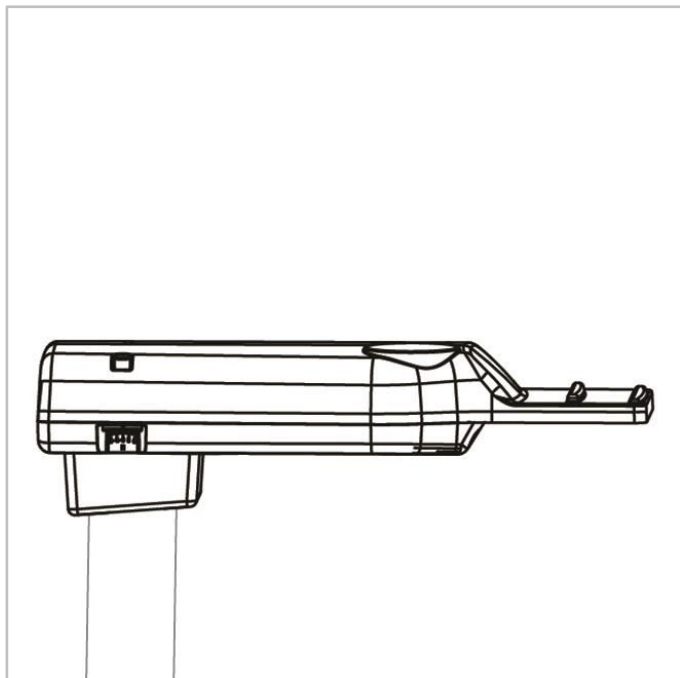
All configurations	100,000h - L90
--------------------	----------------

DIMENSIONS AND MOUNTING

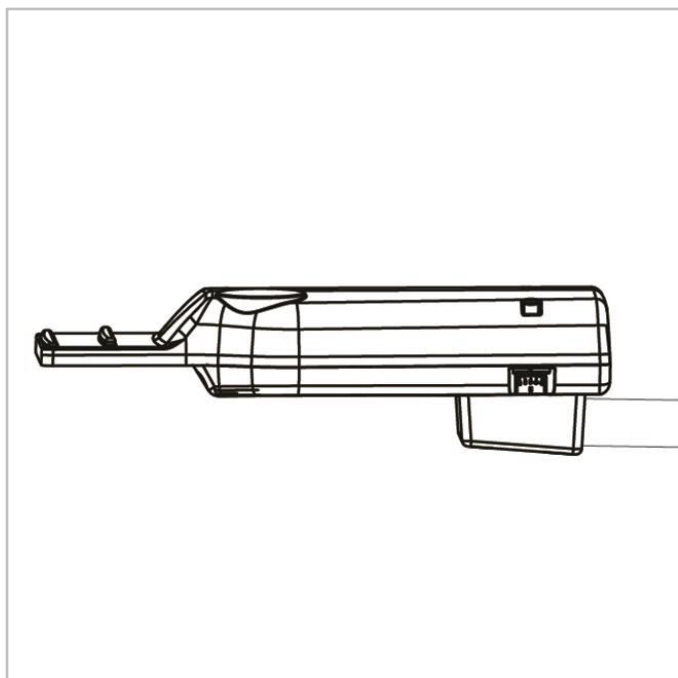
AxBxC (mm inch)	AXIA 3.1 : 513x130x191 20.2x5.1x7.5
	AXIA 3.2 : 585x130x191 23.0x5.1x7.5
	AXIA 3.3 : 550x130x277 21.7x5.1x10.9
Weight (kg lbs)	AXIA 3.1 : 3.6 7.9
	AXIA 3.2 : 4.8 10.6
	AXIA 3.3 : 6.0 13.2
Aerodynamic resistance (CxS)	AXIA 3.1 : 0.03
	AXIA 3.2 : 0.03
	AXIA 3.3 : 0.04
Mounting possibilities	Side-entry slip-over – Ø32mm
	Side-entry slip-over – Ø42mm
	Side-entry slip-over – Ø48mm
	Side-entry slip-over – Ø60mm
	Post-top slip-over – Ø60mm
	Post-top slip-over – Ø76mm




AXIA 3 | Post-top - Slip-over mounting for
Ø60 or Ø76mm spigot - 2xM10 screws




AXIA 3 | Side-entry - Slip-over mounting for
Ø32 (with accessory) or Ø42-60mm spigot -
2xM10 screws






	Luminaire output flux (lm)						Power consumption (W)		Luminaire efficacy (lm/W)
	Warm White 727		Warm White 730		Neutral White 740				
Number of LEDs	Min	Max	Min	Max	Min	Max	Min	Max	Up to
8	600	2500	700	2600	800	3000	8	23	147
16	900	5100	900	5400	1100	6100	11	44	153

Tolerance on LED flux is $\pm 7\%$ and on total luminaire power $\pm 5\%$



	Luminaire output flux (lm)						Power consumption (W)		Luminaire efficacy (lm/W)
	Warm White 727		Warm White 730		Neutral White 740				
Number of LEDs	Min	Max	Min	Max	Min	Max	Min	Max	Up to
24	2000	8400	2100	8800	2400	9900	15	76	165
32	2700	9500	2800	9900	3200	11300	20	78	170

Tolerance on LED flux is $\pm 7\%$ and on total luminaire power $\pm 5\%$



Luminaire output flux (lm)							Power consumption (W)		Luminaire efficacy (lm/W)
Warm White 727		Warm White 730		Neutral White 740					
Number of LEDs	Min	Max	Min	Max	Min	Max	Min	Max	Up to
48	4000	14800	4200	15600	4800	17700	29	129	175
64	5300	19800	5600	20800	6400	23600	38	170	177

Tolerance on LED flux is ± 7% and on total luminaire power ± 5 %

